




ANTI WAVE

RACING LANE INSTALLATION GUIDE

POOLS ARE TO BE MEASURED FROM CONNECTION POINT TO CONNECTION POINT TO OBTAIN TOTAL LANE LENGTH

CORRECT LANE INSTALLATION FOR ANCHORS LOCATED INSIDE THE POOL AND INSIDE THE WALL



CORRECT LANE INSTALLATION FOR ANCHORS LOCATED INSIDE THE GUTTERS



2 IN S-HOOK




EXTENSION HOOKS ARE AVAILABLE IN SIZES LISTED BELOW

8 IN S-HOOK




14 IN S-HOOK



3 IN S-HOOK



21 IN S-HOOK



CUSTOM LENGTH EXTENSION CABLES ARE AVAILABLE UPON REQUEST



CONTACT US AT
ANTIWAVEINFO@ANTIWAVE.COM
OR 1.866.736.2183